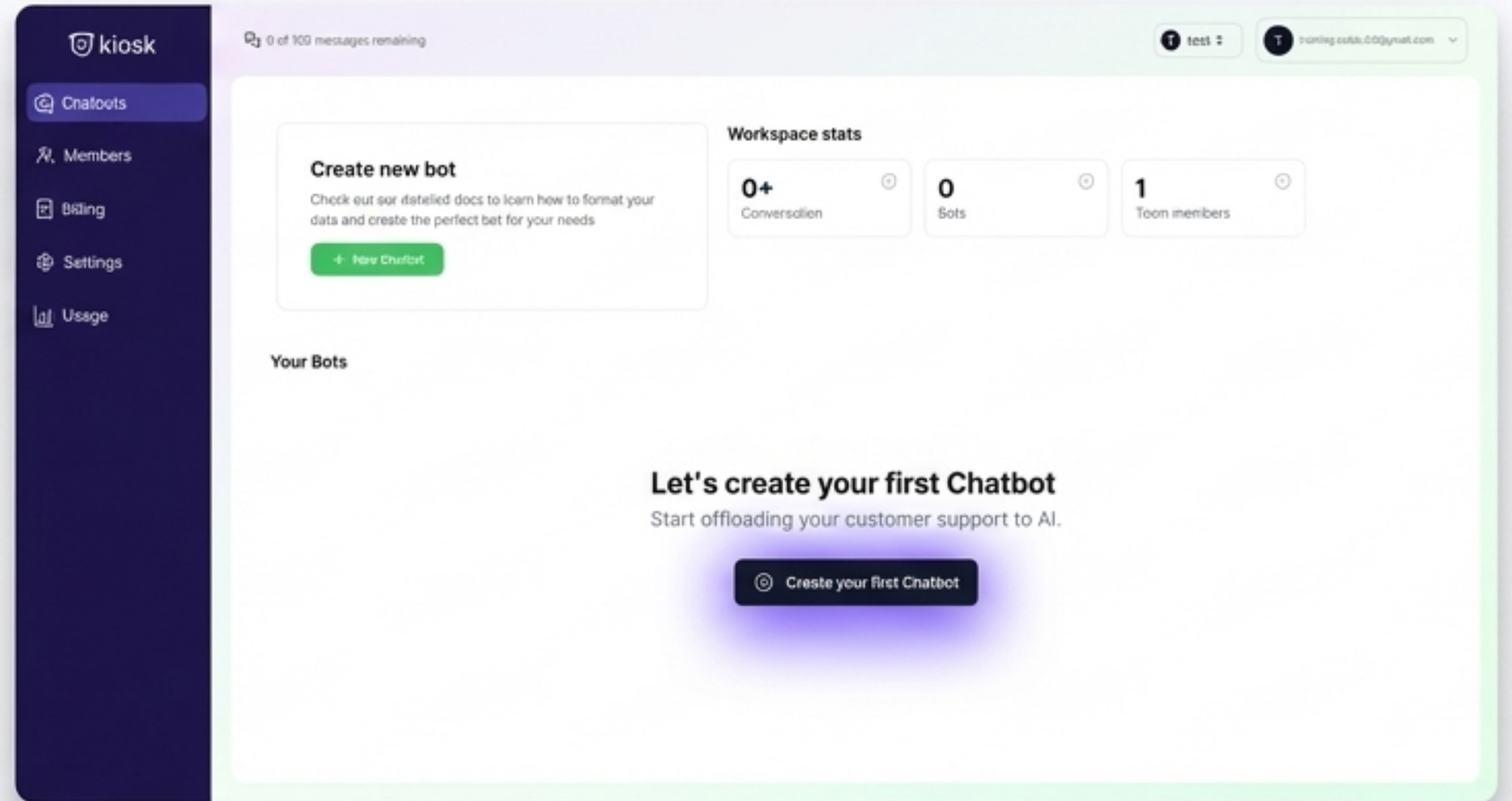


Go From Zero to AI-Powered Support in Minutes

A guided tour of creating your first intelligent chatbot with Kiosk.

Your Journey Begins with a Blank Canvas

The Kiosk dashboard is your starting point. From here, you can create, manage, and deploy AI chatbots to automate your customer support. Let's build your first one.



In 3 Simple Steps, Your AI Assistant Comes to Life



Setup Chatbot



Customize Widget



Tune Chatbot

We will walk you through each step, showing you how quickly you can train, design, and launch a fully functional chatbot.

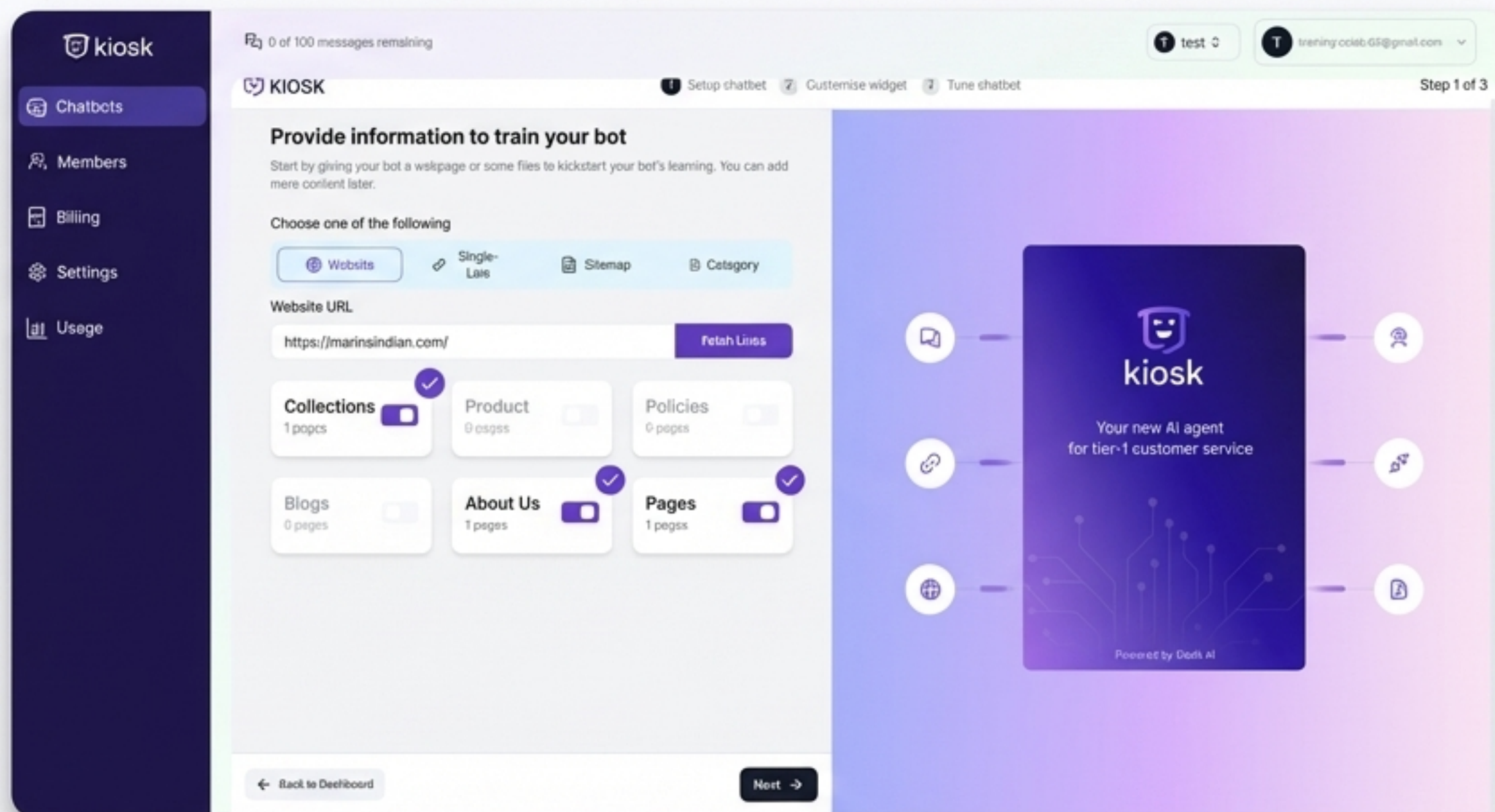
Step 1: Instantly Ingest Your Website's Knowledge

Begin by providing a link to your website. Kiosk will automatically crawl and understand your content, forming the knowledge base for your bot. You can also train it on single links, sitemaps, or specific files.

The screenshot displays the Kiosk AI agent setup interface. On the left is a dark blue sidebar with the 'kiosk' logo and navigation links: Chatbots, Members, Billing, Settings, and Usage. The main content area is titled 'Provide information to train your bot' and includes a sub-header 'Start by giving your bot a webpage or some files to kickstart your bot's learning. You can add more content later.' Below this, a section 'Choose one of the following' offers four options: Website, Single-Link, Sitemap, and Category. The 'Website' option is selected and highlighted with a purple border. It contains a text input field for 'Website URL' with the value 'https://getkiosk.ai/' and a purple 'Fetch Links' button. At the bottom of the main area are 'Back to Dashboard' and 'Next' buttons. The right sidebar shows a progress indicator 'Step 1 of 3' and a preview of the Kiosk AI agent interface, which features the Kiosk logo and the text 'Your new AI agent for tier-1 customer service'.


Curate the Exact Knowledge Your Bot Will Use

Once Kiosk analyzes your site, it organizes the content into collections. You have complete control to select which pages—like your blog, policies, or product pages—your chatbot will use to answer questions.



Step 2: Make the Bot a Seamless Extension of Your Brand

Personalize every aspect of your chatbot's appearance to match your brand identity. Upload your icon, name your bot, and set your brand colors. See every change instantly with the live preview.



✓ Setup chatbot

2 Customize widget


3 Tune chatbot

Step 2 of 3

Customize your bot's appearance

Personalize your bot to match your brand. See changes in real-time

Chatbot Icon



Remove Image

Chatbot Name

Marina Indian Restaurant Chatbot

Tagline

Ai Assistant


Message Placeholder

Ask our chatbot a question...

Chatbot Color

#1a647a

Widget Position



Marina Indian Restaurant Chatbot

AI Assistant

Ask our chatbot a question...

→

Powered by Kiosk



Step 3: Define Your Bot's Personality and Prompts

Craft the perfect welcome message to greet your users. Add Quick Prompts to guide them to common questions. You can even provide an 'About Us' summary to give your bot a distinct mission and tone.

0 of 100 messages remaining

T test

T training.colab.03@gmail.com

kiosk

Setup chatbot Customize widget 3 Tune chatbot

Step 3 of 3

Tune your chatbot

Add some tweaks to achieve better results

Customize your welcome message

Hello! I'm Chatbot. I can help you on behalf of the Marina Indian Restaurant Chatbot team. What can I do for you?

Quick Prompts

Catering Services × Online Ordering × Delivery Options ×

Menu Variety × Contact Information × Special Offers ×

Dietary Restrictions × Restaurant Ambiance × Takeout Options ×

Feedback and Reviews × + Quick Prompts

About Us

Marina Indian Restaurant specializes in authentic Indian cuisine, offering a diverse menu that includes both vegetarian and non-vegetarian

Marina Indian Restaurant Chatbot AI Assistant

Hello! I'm Chatbot. I can help you on behalf of the Marina Indian Restaurant Chatbot team. What can I do for you?

Catering Services Online Ordering

Delivery Options Menu Variety

Contact Information Special Offers

Dietary Restrictions Restaurant Ambiance

Takeout Options Feedback and Reviews

NotebookLM

Your AI Chatbot is Now Live and Ready to Help

In just a few minutes, you've created and published a powerful AI assistant. It's now ready to be shared with your audience and start handling customer inquiries.

The screenshot displays the 'Marina Indian Restaurant Chatbot' dashboard. The interface includes a sidebar with navigation options: Dashboard, Chat History, Content, Links, Files, FAQs, Integrations, Playground, Design, and Configuration. The main content area features a top status bar with '0 of 100 messages remaining' and user avatars for 'test' and 'training.celab.03@gmail.com'. A prominent purple banner announces 'Your chatbot is now ready!' with a 'Try Demo' button. Below this, five performance metrics are shown: Resolution rate (100%), Time saved (0h 0m), Neutral Feedback (0%), Positive Feedback (0%), and Negative Feedback (0%). The dashboard also includes sections for 'Data sources' with an 'Add Knowledge' button, 'Integrations' with a 'View Integrations' button, and an 'Embed your chatbot on your website' section providing a code snippet and a 'Copy to Clipboard' button.

Marina Indian Restaurant Chatbot

0 of 100 messages remaining

test training.celab.03@gmail.com

Dashboard

This is chatbot dashboard page

Your chatbot is now ready!

Your chatbot is now published and ready to be shared with the world! Copy this link to share your chatbot on social media, messaging apps or via email.

Try Demo

Resolution rate	Time saved	Neutral Feedback	Positive Feedback	Negative Feedback
100%	0h 0m	0%	0%	0%

Data sources

These data sources provide Kiosk with knowledge. Kiosk will use the following content to search through data and use that to formulate its answers.

Add Knowledge

Integrations

Integrations connect your chatbot with various platforms, enhancing its capabilities and user experience. Activate them to streamline workflows and improve interactions.

View Integrations

Embed your chatbot on your website

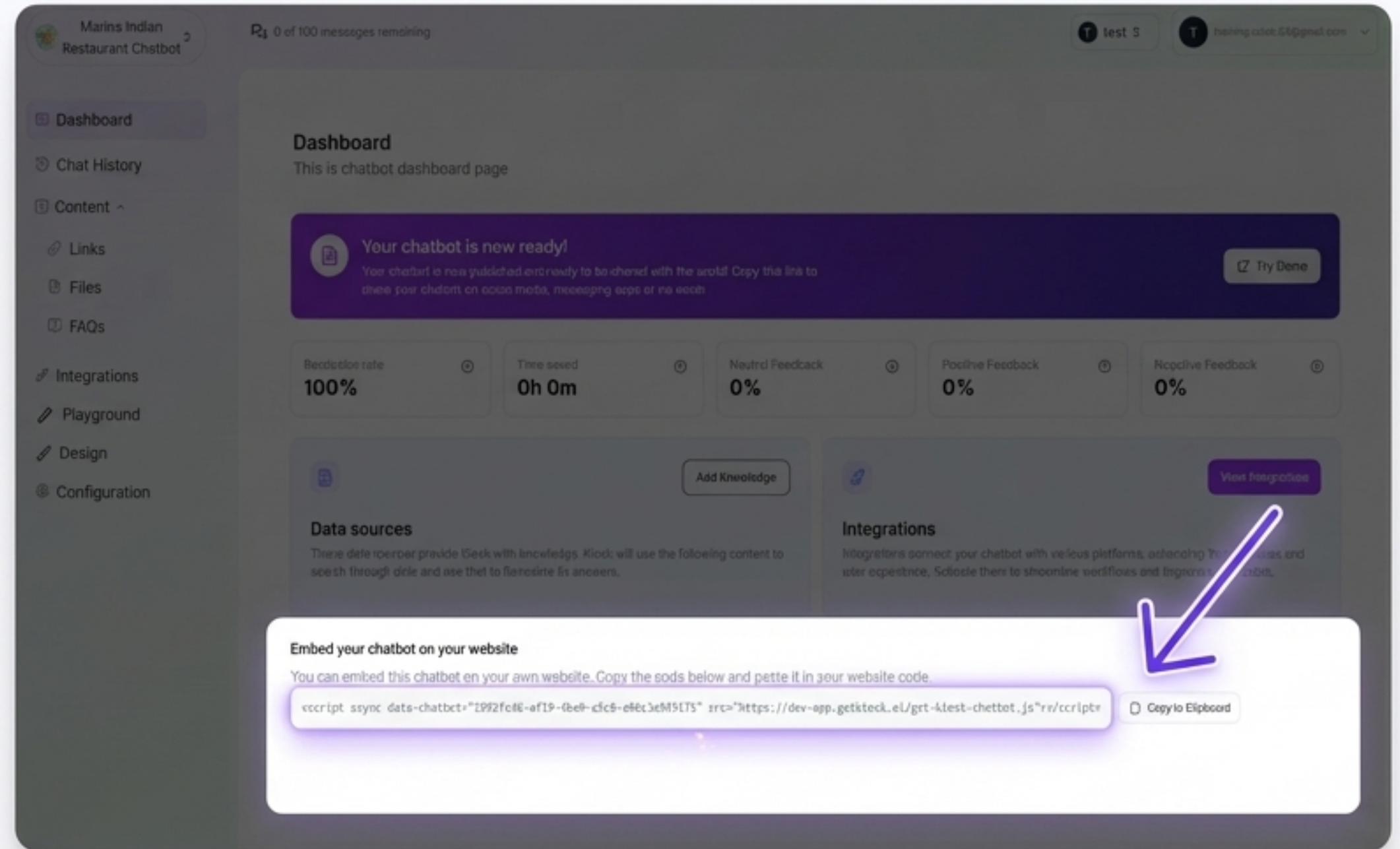
You can embed this chatbot on your own website. Copy the code below and paste it in your website code.

```
<script async data-chatbot="1992fe46-af19-4ba9-a5c8-a96c3a939175" src="https://dev-app.getkiosk.ai/get-kiosk-chatbot.js"></script>
```

Copy to Clipboard

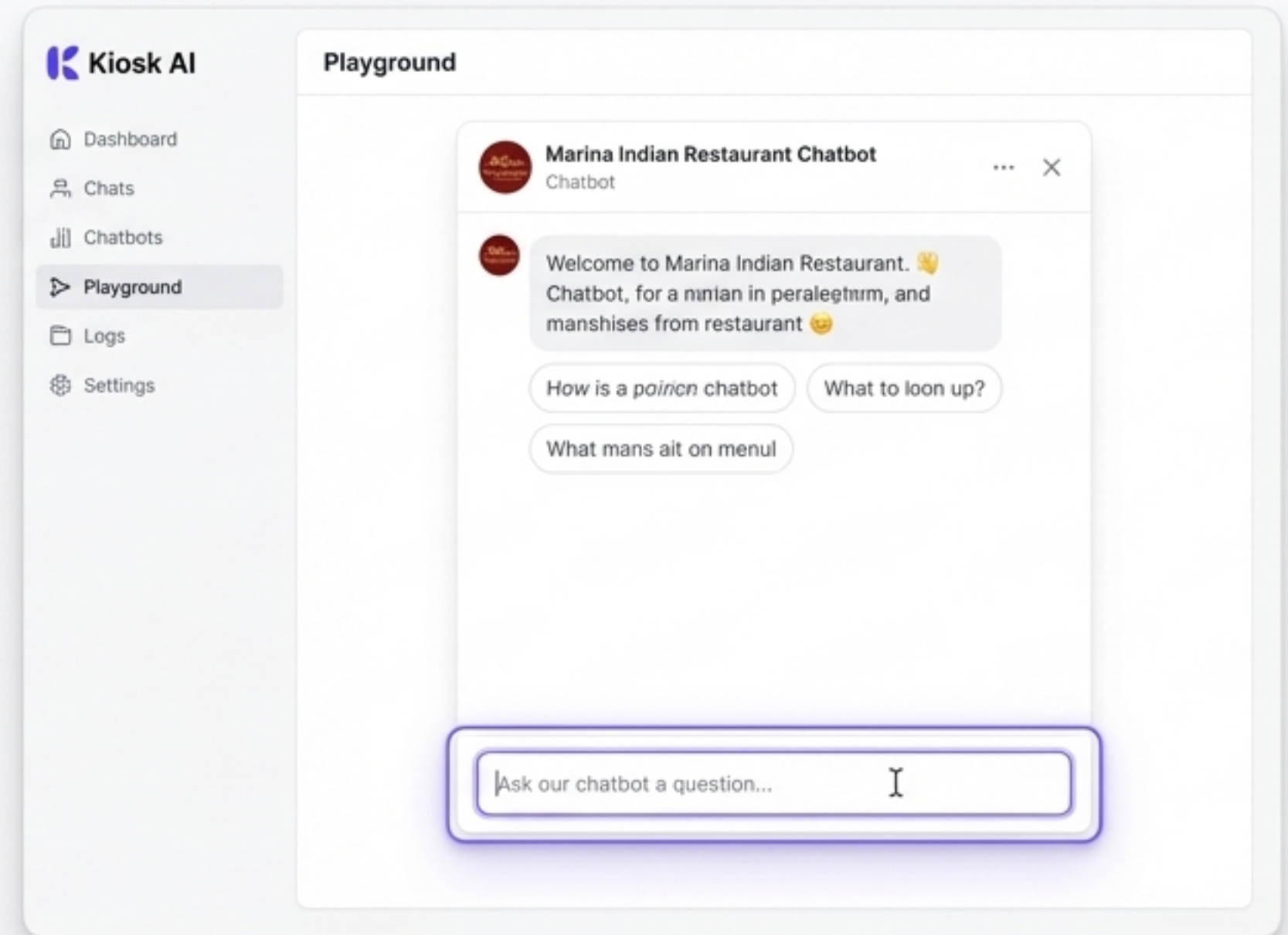
Deploy Your New Assistant with a Single Line of Code

Embedding the chatbot on your website is effortless. Simply copy the provided code snippet and paste it into your website's HTML. Your bot will appear instantly, no complex development required.



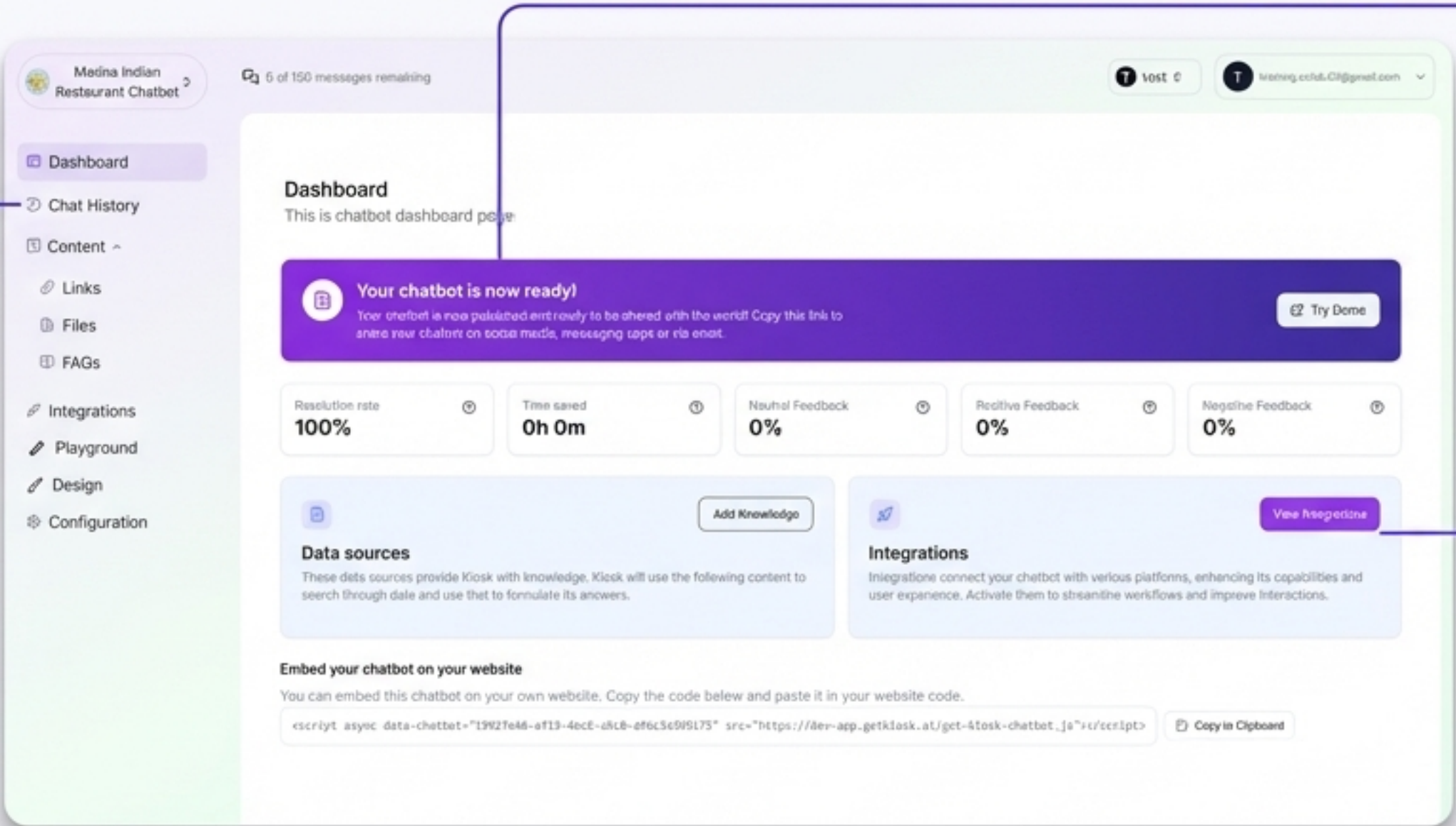
Test and Refine Responses in a Live Playground

Before your customers do, interact with your chatbot in the Playground. Ask it questions, test its knowledge on different topics, and see how it responds to various inputs. This is your space to ensure it performs exactly as you expect.



Monitor Performance from a Central Command Center

Your bot's dashboard provides key insights at a glance. Track metrics like resolution rate and user feedback, manage data sources, and review chat history to continuously improve your user experience.



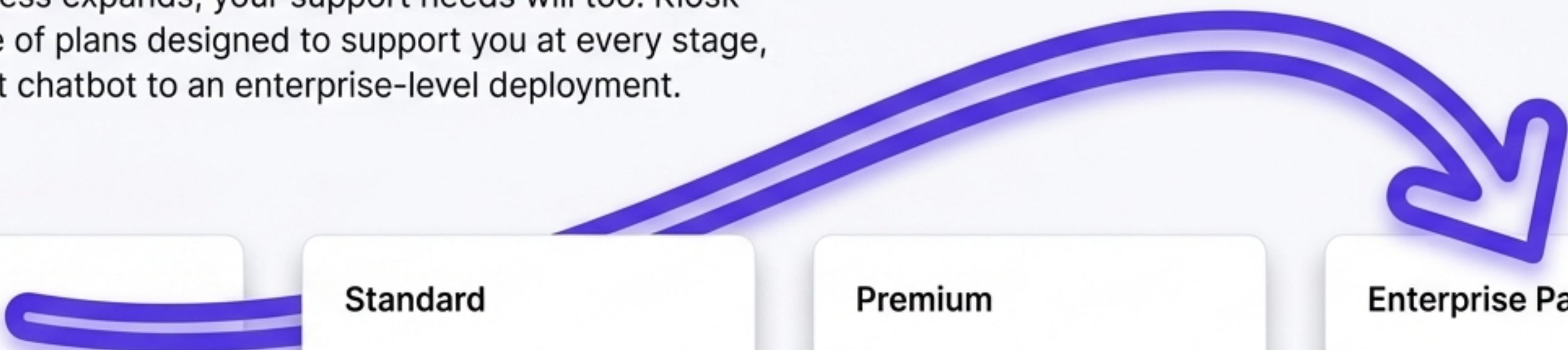
Management
& Content
Inter Regular

Key
Performance
Metrics
Inter Regular

Connect Your
Tools
Inter Regular

Ready to Scale? Kiosk Grows Right Along With You

As your business expands, your support needs will too. Kiosk offers a range of plans designed to support you at every stage, from your first chatbot to an enterprise-level deployment.



Basic	Standard	Premium	Enterprise Package
\$49.00 /monthly	\$99.00 /monthly	\$199.00 /monthly	\$999.00 /monthly
<ul style="list-style-type: none">✓ 1 chatbots✓ 5 files upload✓ 50 links can crawl✓ 5000 messages/month✓ 100 messages/hour✓ 5 files size limit	<ul style="list-style-type: none">✓ 3 chatbots✓ 10 files upload✓ 100 links can crawl✓ 10000 messages/month✓ 200 messages/hour✓ 8 files size limit	<ul style="list-style-type: none">✓ 10 chatbots✓ 25 files upload✓ 200 links can crawl✓ 50000 messages/month✓ 300 messages/hour✓ 10 files size limit	<ul style="list-style-type: none">✓ 20 chatbots✓ 100 files upload✓ 1000 links can crawl✓ 200000 messages/month✓ 1000 messages/hour✓ 10 files size limit
Checkout >	Checkout >	Checkout >	Checkout >

From Blank Canvas to Live AI in Minutes

The Kiosk platform empowers you to:

- **Train Instantly:** Create a knowledge base from your existing content in seconds.
- **Customize Fully:** Match your bot's look and feel to your brand identity.
- **Deploy Effortlessly:** Go live with a simple copy-and-paste.
- **Manage and Scale:** Monitor, refine, and grow with powerful tools.



TRAIN



CUSTOMIZE



DEPLOY



MANAGE & SCALE

Start Offloading Your Customer Support Today

Your own AI assistant is just a few clicks away.
Sign up for free and create your first chatbot.

